

# Real Tyme Engineering

## Installation Manual

## Luggage Rack System

for

**KTM 250/350/450/500/SX/XCW/EXC**



**Model year 2017 & on**



**RTE PN 300235**



**Real Tyme Engineering**  
Salt Lake City, UT USA  
April 2017  
Copyright Real Tyme Engineering

This manual will guide you through the installation of the RTE steel top rack with integrated pannier brackets.

1	<p>The top racks</p> <p>Standard Rack</p> <p>Standard Rack with Pannier Loop option</p>	
2	<p>Remove the seat &amp; remove the (2) M6 screws at the rear of the battery.</p>	




3	<b>Install the “T” bracket using the same screws.</b>	
4	<b>Remove the aft muffler attach bolt.</b>	

5 **Install the sway bracket using the same screw. Do not tighten. Note – The bend in the bracket goes up.**



6 **Remove (2) M8 screws on each side at the forward end of the subframe where it attaches to the main frame**




7	<p><b>Lower the rack over the rear end of the bike with the forward attach brackets below the side plastic to align with the subframe attach bolt holes. Locate the tab on the rack under the aft end of the T link.</b></p>	
8	<p><b>Install an M8 button socket head screw &amp; spacer at the (2) subframe attach points. Do not tighten. Note – The step on the spacer goes toward the plastic.</b></p>	
9	<p><b>Install the M6 x 14 screw &amp; a M6 Nylock nut at the aft end of the T bracket. Locate the tab on the rack under the aft end of the T link. Do not tighten.</b></p>	

10 **Install an M6 x 16 screw & M6 Nylock at the lower end of the muffler link. Note – The link is to be positioned inboard of the tab on the rack.**



11 **Tighten forward subframe attach screws installing an M8 standard nut on the inboard end of these fasteners to act as a jamb nut lock them in place. The M8 screws should be torqued to 16 ft-lbs / 22 Nm. Tighten all remaining fasteners as well. Don't forget the top screw of the muffler link.**



12 **Declare victory! Throw on the bags. Hit the button & go for a ride!**

